



The electrical level transmitter with screwed flange - side mounting

The PL3701-P is a ceramic family transmitter withstanding attack from most petroleum and chemical products.

The PL3701-P is linearised. The Polyester remote electronic box includes the amplifier with zero and span adjustment.

The pressure transducer is sealed inside a stainless steel 316 L housing (IP68 rating).

PL3701-P-S - Technical specifications

TECHNICAL DATA

Ranges: 120 mbar to 4 bar

Overpressure: 6 to 25 bar

Accuracy: $\pm 0,3\%$ FS at 20°C

Ranges: 120 mbar to 4 bar

Protection class:

- Transducer: IP68
- Remote electronic box: IP66

Intrinsic safety:

- Ex ia IIC or IIB T6 - Ex iaD A20 T70°C
(Max 50 m cable between transducer & remote electronic box)

Power supply: 12-28 Vdc

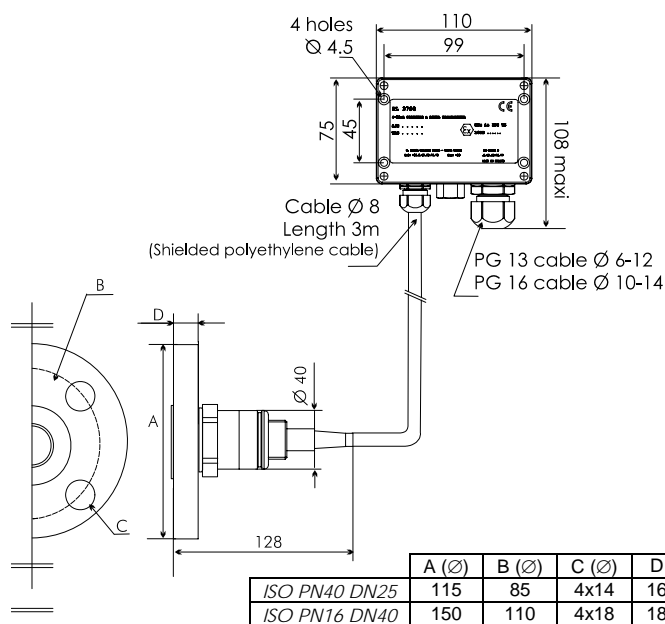
Output signal: 4-20 mA, 2-wires

Operating temperature ranges:

- Transducer: - 40° to + 125°C
- Remote electronic box: - 25° to + 85°C

Cable length: 3m in standard (option: up to 50m)

MECHANICAL FITTINGS & DIMENSIONS



Weight : 3 Kg

SPECIAL FEATURES

Mechanical parts:

- Remote Electronic box: Polyester
- Sensor housing: 316L SS
- Diaphragm: ceramic

Recommended zener barrier: MTL7787+

For safe area installation, the transmitter can be installed without zener barrier

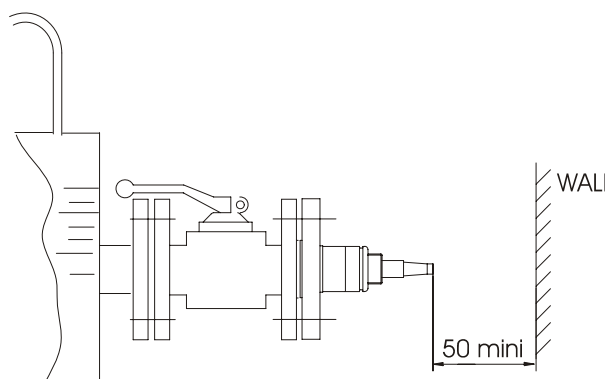
Screwed ISO flange: PN40DN25, PN16DN40,
additional test flange

Example of a typical order:

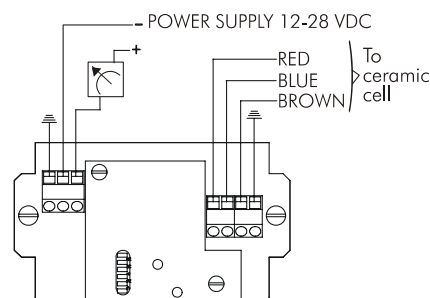
- assembly **3701-P G-S-PN40DN25**

Gauge type

MECHANICAL CONNECTION



ELECTRICAL CONNECTION



TECHNICAL DOCUMENTATION

Installation manual	MI5090
Technical manual	NT5090
Maintenance manual	MM5090

Enraf Marine Systems

Parc Technologique de Saint Aubin
Bâtiment Mercury
91193 Gif sur Yvette - France
Tel: + 33 (0)1 60 19 81 86
Fax: + 33 (0)1 60 19 82 66
E-Mail: contact.marine@honeywell.com
www.enrafmarine.fr

FC-PL3701PS
April 2008
© 2008 Honeywell international Inc.

Honeywell